



REVELSTOKE
VISUAL ARTS CENTRE

KIDS ACTIVITY BOOKLET



Remember not to touch art in the gallery.
Even if we get excited, we should only look.
Thank you!



QUESTIONS!

- Watch the video on the TV. Can you find the painting that's in the video?
- Which artwork reminds you of your mom or dad? Why?
- Which artwork is your favorite?

Give it a new Name:

What are three things you see?


1.

2.

3.



DRAW YOUR FAVORITE ARTWORK





COLOUR WALK!

This is like a treasure hunt except you're finding colours! Can you find every colour of the rainbow? Once you find the right colour you can take a photo, draw it, write it down, or just see it!


Remember, we don't touch the art.

- Red
- Orange
- Yellow
- Green
- Blue
- Purple
- Black
- White



BONUS ACTIVITIES

- Can you see any animals or people in the art?
If you can, act out the pose and expression.
- When you are outside or in the gift shop you might see a train go past! Do you see any fun graffiti on the trains?
- Draw your own train art.






DRAW YOUR OWN ARTIST






What are they wearing?

What do they look like?





DRAW A BABY BEAR





Thank you for visiting
The Revelstoke Visual Arts Centre!

We have a new exhibiton every month
and plenty of workshops throughout
the year.

Ask your parents to follow us at:

@REVELSTOKE_VISUALARTSCENTRE

or

WWW.REVELSTOKEARTGALLERY.CA